

STOP COVID-19
DON'T RISK IT - PREVENT IT

New



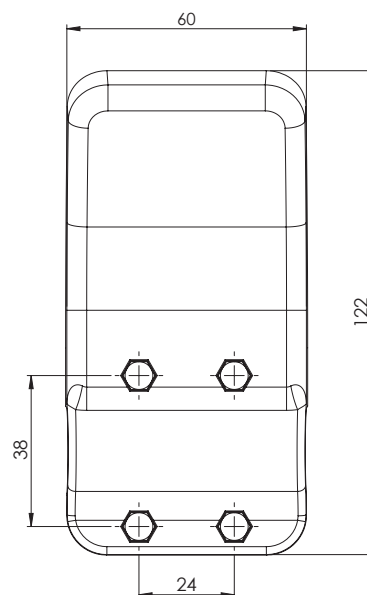
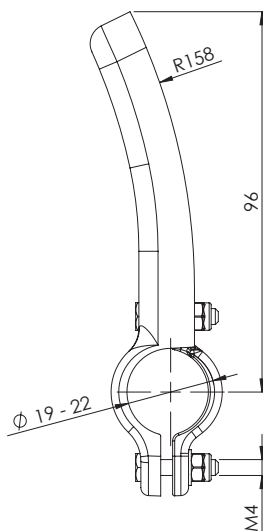
Hands-free door opener

The sanitary door opener 4.550.001 allows the door to be opened using the forearm and **reducing the risk of direct contact with viruses and bacteria** on the door handle. It has an ergonomic and easy shape in assembly. Used for handles with diameters from 19 to 22 mm.



ROZTOCZE

More information: www.roztocze.eu



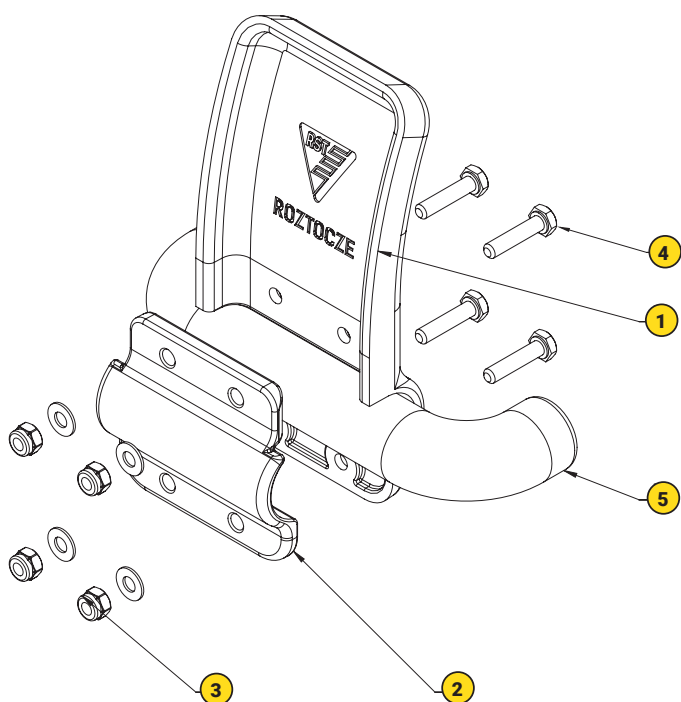
CATALOGUE NO.	COMPONENTS	MATERIAL
4.550.001	Door opener part 1	Plastic
	Door opener part 2	Plastic
	Self-locking nut M4 DIN985	Stainless steel
	Washer M4 DIN125	Stainless steel
	Hexagonal headed screw M4 DIN933	Stainless steel

In order to disinfect the door opener, wipe it with a cloth moistened with ethanol.

ASSEMBLY INSTRUCTION

(Elements necessary for the assembly: **Flat or socket wrench 7mm**)

1. Clean and degrease the handle **5**
2. Place the door opener on the handle **1** with the logo facing you
3. Mount the door opener **2** on the handle **5**
4. Pre-tighten the door opener with the screws **3** **4** available in the set
5. Set the position of the door opener against the door (so that the forearm can be freely inserted into the space between the handle and the door)
6. Tighten the screws until the door-opener is fixed



ROZTOCZE
www.roztocze.eu

ROZTOCZE Zakład Usługowo Produkcyjny Sp. z o. o.
ul. Zamojska 42A, 22-600 Tomaszów Lubelski, Poland
Phone: +48 84 664 35 02 rst@roztocze.eu
www.roztocze.eu

